



What is Open?



Open Educational Resources (OERs)



Created by Amanda Grey for [KPU Teaching & Learning](#)
Unless otherwise stated, this presentation is licensed under [Creative Commons Attribution-ShareAlike 4.0 International](#).



Open Education



- What Open Educational Resources (OERs) are
- How OERs work
- How to make an OER

*In Today's
Session*



What are OERs?



What is Open Education?

“Education is a **fundamental human right**, globally recognized as a foundation for peace, human dignity, social inclusion, and environmental sustainability.”

- *UNESCO, 2016*



What is Open Education?

Open education seeks to eliminate barriers to education where possible, with the aim of improving educational **access, effectiveness, and equality**.



Principles of Open Education

Open education in practice attempts to build opportunities for learners to:

- **access** education, resources, and scholarship
- **collaborate** with others
- **create** and co-create knowledge openly
- **integrate** learning

- *Cronin, 2019*



Open Educational Resources

OER are teaching, learning and research materials in any medium that reside in the public domain [or] have been released under an open license that permits **access, use, repurposing, reuse** and **redistribution** by others with no or limited restrictions.

- *Atkins, Brown & Hammond, 2007*



Open Educational Resources

Retain

- Make and own copies

Reuse

- Use in a wide range of ways

Revise

- Adapt, modify, and improve

Remix

- Combine two or more

Redistribute


- Share with others



How OERs Work




Open Licensing





Open Licensing




Giving away
or losing
Copyright




Open Licensing

Attribution
(BY)



Non-
Commercial
(NC)


Share-Alike
(SA)



No Derivatives
(ND)

Open Licensing

Attribution
(BY)



Non-
Commercial
(NC)

Share-Alike
(SA)



No Derivatives
(ND)




Open Licensing

Attribution
(BY)



Non-
Commercial
(NC)

Share-Alike
(SA)



No Derivatives
(ND)

Open Licensing

Attribution
(BY)



Non-
Commercial
(NC)

Share-Alike
(SA)



No Derivatives
(ND)




Open Licensing

Attribution
(BY)



Non-
Commercial
(NC)


Share-Alike
(SA)



No Derivatives
(ND)



Open Licensing

Attribution
(BY)






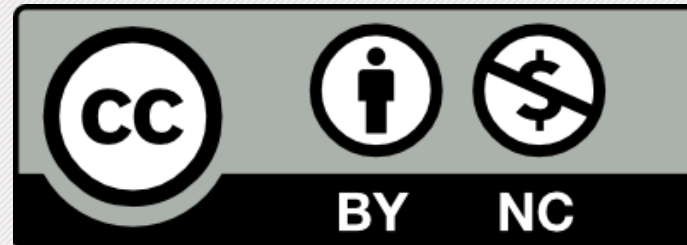
Non-
Commercial
(NC)

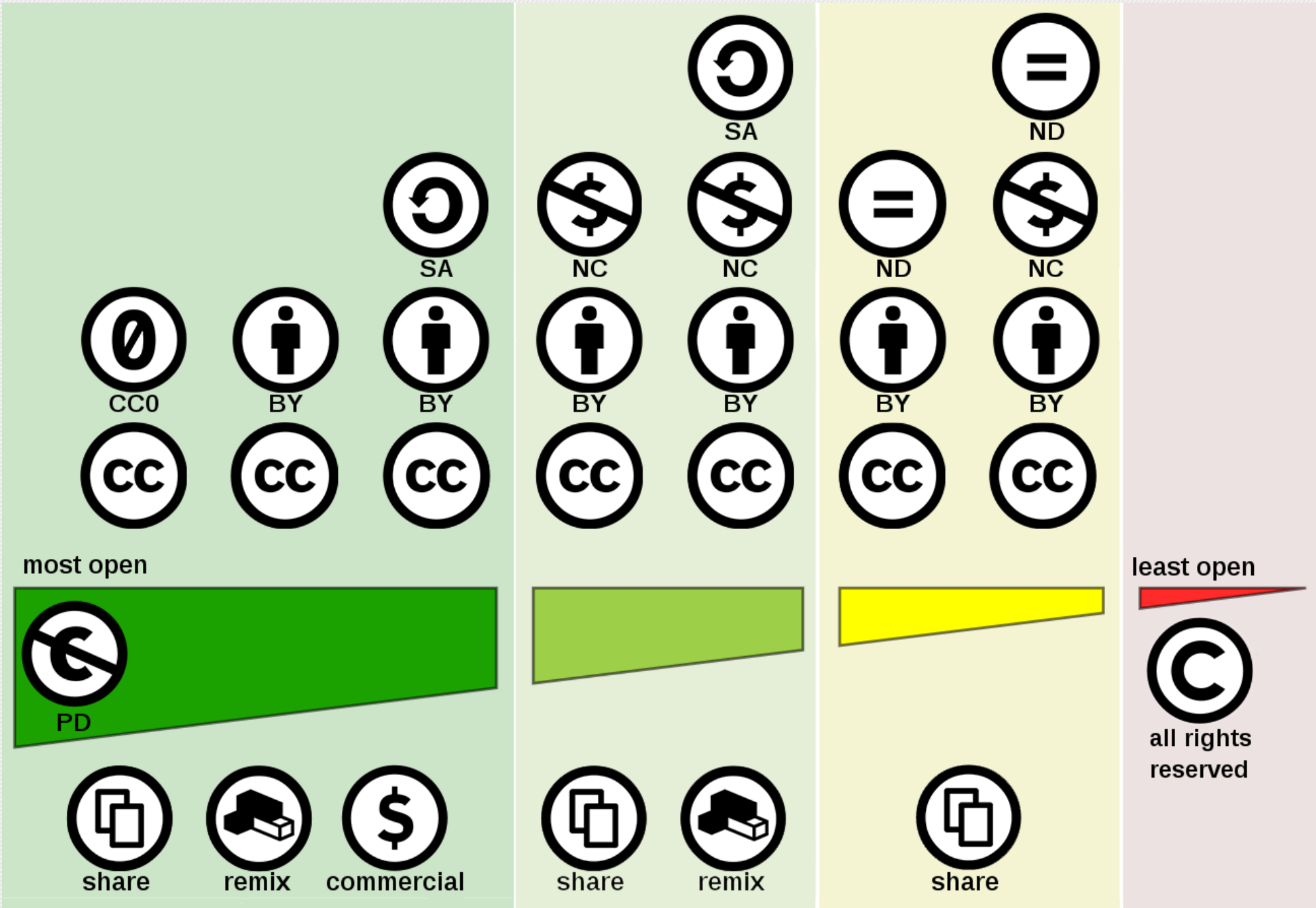
Share-Alike
(SA)



No Derivatives
(ND)

Open Licensing





Adapted by Amanda Grey
from [Creative commons
license spectrum](#) by
Shaddim, licensed
under [CC BY 4.0](#)



Making a Resource Open



Making a Resource Open

1. Put a license on it
 - Image or Written
2. Provide attribution, if needed
3. Make it findable



Making a Resource Open

1. Put a license on it
 - Image or Written
2. Provide attribution, if needed
3. Make it findable



What is Open?



Open Educational Resources (OERs)



Created by Amanda Grey for [KPU Teaching & Learning](#)
Unless otherwise stated, this presentation is licensed under [Creative Commons Attribution-ShareAlike 4.0 International](#).



Open Education



Making a Resource Open

1. Put a license on it
 - Image or Written
2. Provide attribution, if needed
3. Make it findable



Open Educational Resources

Retain

- Make and own copies

Reuse

- Use in a wide range of ways

Revise


- Adapt, modify, and improve

Remix

- Combine two or more

Redistribute

- Share with others



[5 R's chart](#) by David Wiley is licensed under [CC BY 4.0](#)



Title, Author, Source, License

[5 R's chart](#) by David Wiley is licensed under [CC BY 4.0](#)



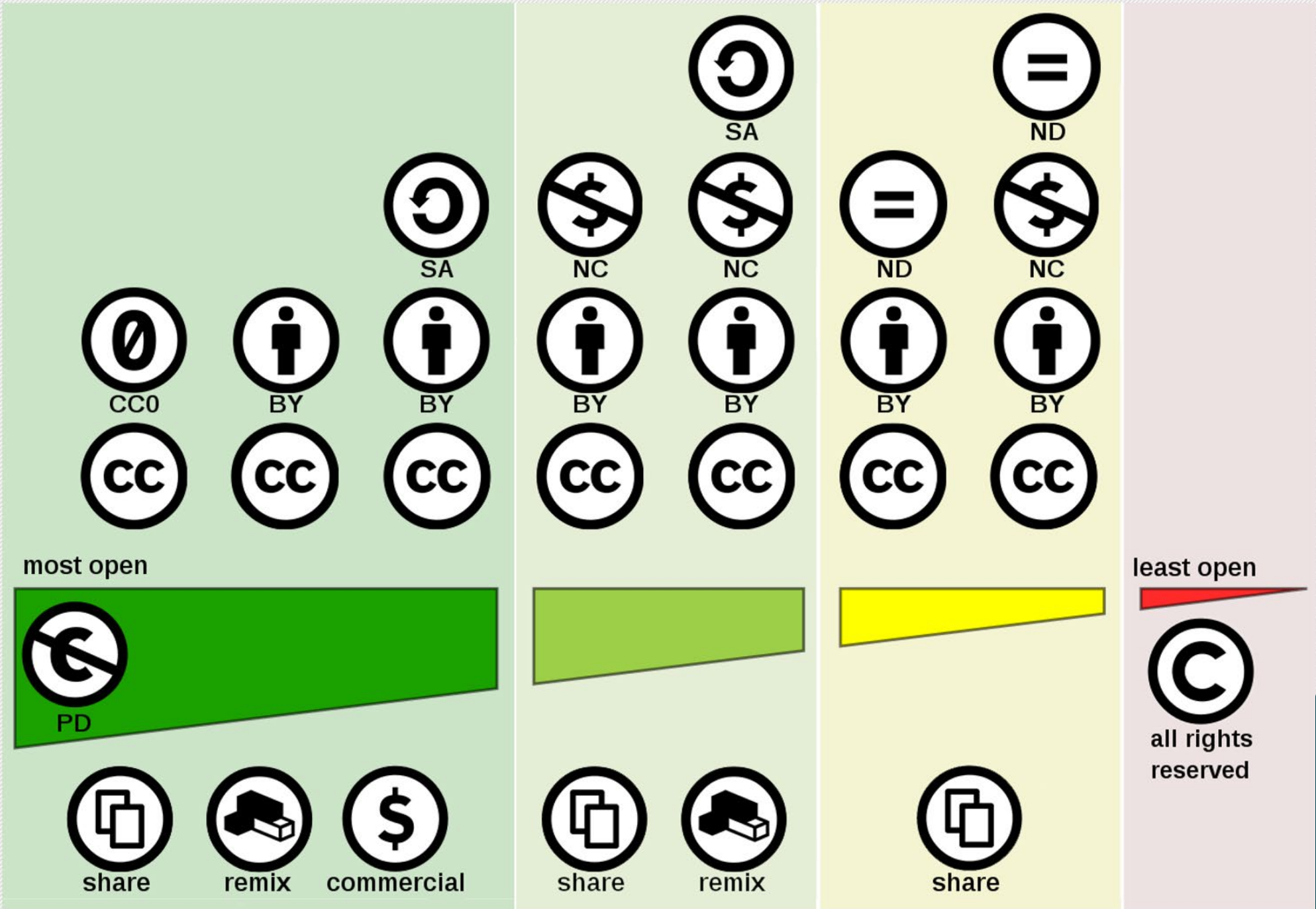
Title and
Source (hyperlink)



Author



License



Adapted by Amanda Grey
from [Creative commons
license spectrum](#) by
Shaddim, licensed
under [CC BY 4.0](#)



Common Locations

- Website – Footer, home page
- Presentation – First slide; slide notes
- Document – Footer; title/cover page
- Open Textbooks – Metadata; front matter



Making a Resource Open

1. Put a license on it
 - Image or Written
2. Provide attribution, if needed
3. Make it findable



Make it Findable

- OER Repositories
 - General (e.g. OER Commons)
 - Targeted (e.g. BCcampus, KORA)
- Posting Share links (e.g. Google Slides)



What are OERs

- *Teaching resources that follow principles of open education*

How OERs work

- *Open Licensing*

Making a resource open

- *Apply an open license, share*

Recap




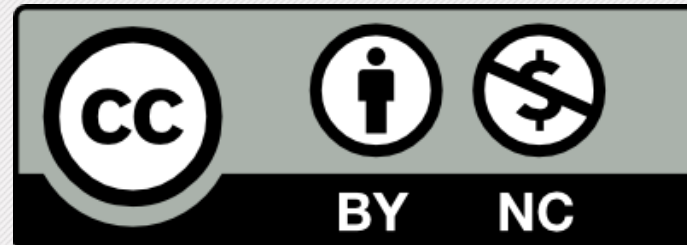



Open Educational Resources

OER are teaching, learning and research materials in any medium that reside in the public domain [or] have been released under an open license that permits **access, use, repurposing, reuse** and **redistribution** by others with no or limited restrictions.

- *Atkins, Brown & Hammond, 2007*

Open Licensing





Open Educational Resources

Retain

- Make and own copies

Reuse

- Use in a wide range of ways

Revise

- Adapt, modify, and improve

Remix

- Combine two or more

Redistribute

- Share with others



Making a Resource Open

1. Put a license on it
 - Image or Written
2. Provide attribution, if needed
3. Make it findable



Thank you!

amanda.grey@kpu.ca
open@kpu.ca

kpu.ca/open